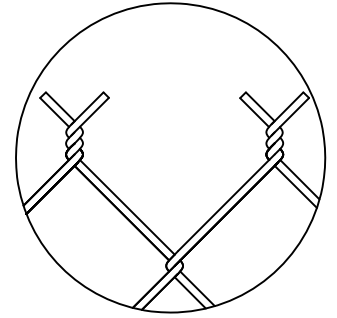

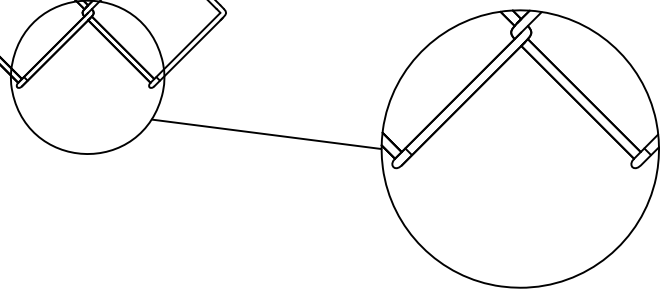
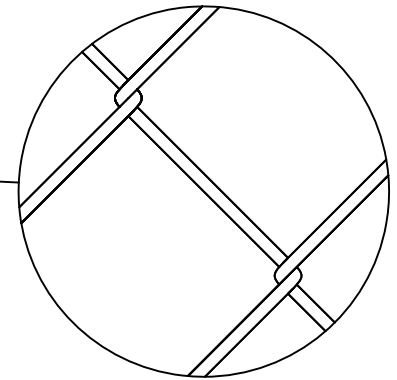


ROMA FENCE LTD.

GALVANIZED CHAIN LINK MESH - 1 3/4" - 1.2 oz



Twisted Top Edge Option



Style

Gauge

Finished Diameter

Tensile Strength

Weight Per Sq. ft.

1 3/4" x 11 Gauge Galvanized Mesh	11 Gauge	0.105" ± 0.002"	70,000 - 85,000 psi	≈ 0.504 lbs/Sqft
1 3/4" x 9 Gauge Galvanized Mesh	9 Gauge	0.134" ± 0.002"	70,000 - 85,000 psi	≈ 0.783 lbs/Sqft
1 3/4" x 6 Gauge Galvanized Mesh	6 Gauge	0.188" ± 0.002"	70,000 - 85,000 psi	≈ 1.470 lbs/Sqft



ROMA FENCE LTD.
10 HOLLAND DRIVE, BOLTON, ON L7E 1G6
WWW.ROMAFENCE.COM

