



# Ornamental Iron

The New York Collection



Customers may choose from a large variety of styles available in pre-assembled panels to make installation quick and simple. Those with a creative flair can invent their own custom styles by adding optional rails, post caps, finials, rings, or scrolls.

While keeping with the traditional old world craftsmanship, our modern in-house facility enables us to keep pace with today's demand for rapid production. You will find our professionally trained staff, knowledgeable and service-oriented.

For your best value in ornamental iron fence, choose Roma Fence's own...

## NEW YORK COLLECTION



### Finial Caps



### Rail Accessories

### Post Caps



## 3 RETAIL SHOWROOMS TO SERVE YOU BETTER!

**ROMA FENCE (WEST) INC.**  
7045A Auburn Rd.  
Milton, ON L9E 0T6  
Tel: 905.875.2801

**ROMA FENCE LTD. (HEAD OFFICE)**  
10 Holland Drive  
Bolton, ON L7E 1G6  
Tel: 416.798.7566

**ROMA FENCE (EAST) INC.**  
2446 Stouffville Rd. Box 343  
Gormley, ON L0H 1G0  
Tel: 416.213.7270

[WWW.ROMAFENCE.COM](http://WWW.ROMAFENCE.COM)

MANUFACTURED IN BOLTON, ONTARIO

Established in 1969, Roma Fence has been built on the recommendations of satisfied customers nation-wide. Our years of experience have given us the ability and know how to create quality ornamental iron fence that will complement any home. Roma Fence is proud to introduce our very own line of decorative iron fence, the New York Collection. For hundreds of years, ornamental iron has been the architectural choice in fencing, providing security while adding elegance to your home. Our Galvalume™ iron fence system is maintenance free and manufactured to last.

## Manufactured With Galvalume™

All of our modular fences are constructed with Galvalume™ tubing that meets or exceeds industry standards. Galvalume steel is a steel sheet coated with an alloy consisting of approximately 55% aluminum, 43.4% zinc, and 1.6% silicon, by weight. The Galvalume™ coating is applied by the continuous hot-dip process and offers the best qualities of zinc coated (galvanized) and aluminum coated (aluminized) steel. Galvalume™ steel, by virtue of its combined protection of aluminum and zinc, has up to six times the service life of conventional galvanized steel with the same coating thickness. This improved performance has been proven time and time again in long-term exposure tests in various atmospheric conditions.


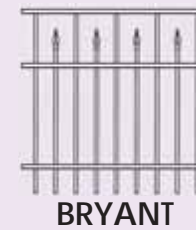





## Premium Powder Coating

Once fabricated, all of our products are then polyester powder coated. Powder coatings are organic, thermo-setting plastic finishes for steel, which provide superior adhesion, resistance to abrasion, and excellent colour and gloss retention. In sequence, the product is chemically & mechanically cleaned, chemically etched, rinsed, and dried. The powder is then electrostatically applied (which ensures uniform coverage) and finally cured at high temperature. The end result is a premium finish, which, when compared with conventional liquid finishes, provides:

- A tough, durable, long-lasting finish
- Excellent colour retention
- Superior protection against abrasion
- Chemical and corrosion resistance

## THE NEW YORK COLLECTION



## Actual Fence Heights

(Any height available upon request)

Chelsea	42" 48" 60"
Tiffany	42" 48" 60"
Marquee	48" 60" 72"
Liberty	41" 49" 61"
Lexington	48" 60"
Madison	50" 62"
Hampton	50" 62"
Rockefeller	51" 63"
Manhattan	48" 60" 72"
Empire	51" 63"
Brooklyn	41" 49" 61"
Capped Manhattan	41" 49" 61"
Staten	51" 63"
Newark	49" 61" 73"
Queens	48" 60"
Richmond	48" 62"
Verrazano	51" 63"
Bryant	49" 61"

## Standard Gate Widths

(Inside post to inside post measurements)

Chelsea	42" 51" 61"
Tiffany	35" 51" 59"
Marquee	39" 47" 62"
Liberty	39" 47" 62"
Lexington	35" 47" 59"
Madison	39" 51" 62"
Hampton	31" 47" 62"
Rockefeller	39" 47" 62"
Manhattan	39" 47" 62"
Empire	39" 47" 62"
Brooklyn	39" 47" 62"
Capped Manhattan	39" 47" 62"
Staten	39" 47" 62"
Newark	39" 47" 62"
Queens	39" 47" 62"
Richmond	39" 47" 62"
Verrazano	39" 47" 62"
Bryant	39" 47" 62"

\*\*Double gates available upon request

## Standard Tube Size, Picket Spacing and Post Settings

Pickets (Square)	5/8" x 5/8"
Rails (Square)	1" x 1"
Posts (Square)	2" x 2"
Distance Between Pickets:	3 1/4"

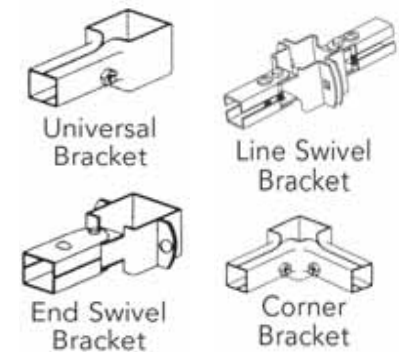
Required spacing between posts:

Hampton:	91 7/8"	Lexington:	91 7/8"
Chelsea:	94 3/8"	All Others:	95 3/4"

\*Please Note:

- The Chelsea Style Fence comes with 5/8" O.D. pickets and 1 1/4" O.D. rails
- All other styles are manufactured with 5/8" square pickets and 1" square rails

## Post Brackets



NOTE: Finishes shown are simulations only. Due to the printing process, may not match the actual colours; please see your Roma Fence dealer for a colour coated chip.

## 5 YEAR PRO-RATED WARRANTY!

